



i-Buddy Times

Volume 1, 2009


Tools to Keep Us Safe

Every day we use tools to keep us safe. For example, when we get in our car to go someplace we buckle up with a seat belt. The seat belt is a tool to keep us safe. What are some other tools that keep us safe?

Just as we have tools to keep us safe in our physical world there are also tools to keep us safe when we go online. This issue takes a look at what some of those tools are at home and at school. Can you think of any tools used to keep you safe when you go online?

One of the tools used at school is an Acceptable Use Policy or AUP. Another tool you might have at home is a Safety Pledge that you discuss with your parents.


Acceptable Use Policy (AUP)



One tool that your school may use to keep you safe online is an AUP. An AUP includes a set of rules for computer and Internet usage. It usually tells what will happen if you DON'T follow the rules too.

Usually your school will send home the AUP so you and your parents can read it together and go over it. This is to make sure you really understand the school rules and what is expected of you. You and your parents might also be expected to sign it.

What does your school's AUP say? What are some of the rules in it? Is there anything you don't understand in it? Make sure to ask an adult if you don't understand!



Think about it

What are some tools that keep us safe in our physical community?

What are some tools that can keep us safe online whether at home or school ?

A Tool to Use at Home

Just as there are tools to keep us safe at school, there are also tools to keep us safe at home. One of those tools is a Family Pledge. Share this newsletter with your parents and come up with your own family pledge—or set of rules to follow concerning using computers. Here is a sample pledge, read and discuss with an adult, sign and post near your home computer.

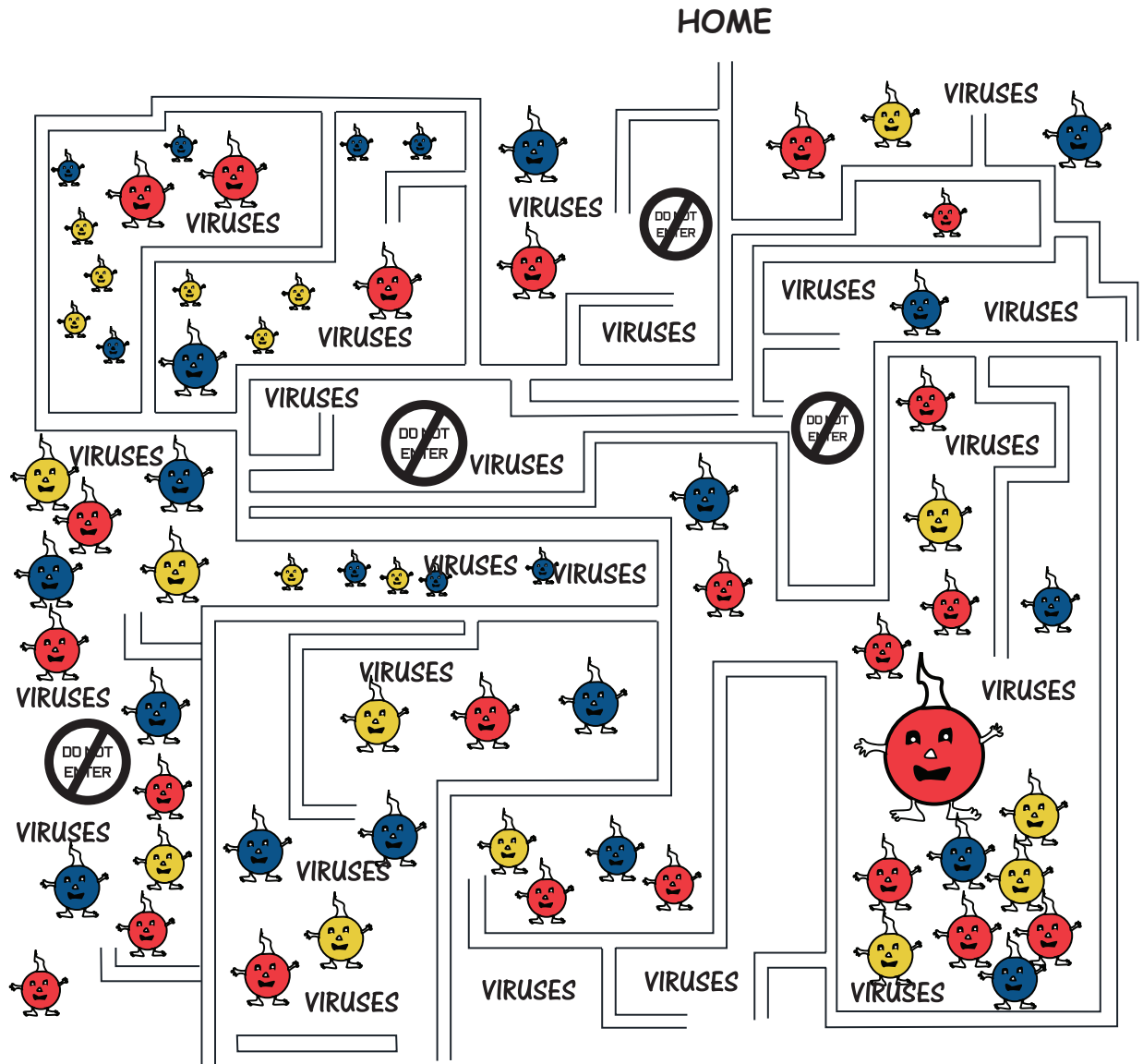
I promise to:

- Always tell my parents immediately if something or somebody on the Internet makes me feel uncomfortable, fearful, or threatened.
- Never give out personal information such as my real name, real address, telephone number, school name or location, schedule, password, or other identifying information over the Internet. If someone does ask, or if anything else suspicious happens to me on the Internet, I will immediately stop what I'm doing and get a supervising adult.
- Never respond to any message that uses profanity, suggests/encourages inappropriate behavior or is threatening.
- Get permission before posting or sending photos of myself, my friends, and my family online.
- Ask my parents before I do anything online that costs money.
- Ask my parents before downloading anything from the Internet to make certain I am not accidentally introducing a computer virus or breaking copyright laws.
- Gently tell anyone I see engaging in unsafe Internet practices that what they are doing is dangerous.
- Help my parents figure out how to do even the simplest of computer tasks without laughing at them or acting totally superior. My parents trust me enough to follow these rules, and I appreciate that very much.




i-Buddy Maze

Take i-Buddy safely home through the maze of viruses.



START



i-Buddy Jokes

What part of the computer does an astronaut like best?

What do spiders do for fun on the Internet?

If you have a riddle you would like to submit, or a picture, poem, drawing, etc. please ask your teacher to send it to us at teachers@isafe.org

Answers: The Space Bari
Surf the Web!